



# Club Innovation Award

---

**\$150 Prize**

**GILES**  
FARM BUREAU COOPERATIVE



# Dennis D. Jamison

*Dividing Spring Farm - Roanoke, VA*

- **Animal Cage**
- Re- purpose fertilizer tote for use in handling small animals.
- Very versatile, have used it for up to 4 sheep
- Cost - less than \$30.





# Lorri Atwell Jones

*Tilted Barn Farm – Max Meadows, VA*

---

- **Hoop Field Barn**
- The Hoop Field Barn is a portable hoop-type structure that gives shelter to animals in fields without permanent structures at an affordable price
- Cost run @ \$300. Shelters 10x20. The cost includes 8-4x4s, 2-2x4x10s, 4-16 ft cattle panels, a 10x20 tarp, and fastening hardware. 2-3 hrs to construct. I save at least \$2,500 each building.
- Replace tarp each year
- Use in winter - temp hay feeders can be attached to the center supports and allow excess hay to build up for deep bedding and heat.
- During the summer – provide shade and shelter. The shelters can also double as hay barns,
- Logging chains and a tractor can move the shelters and they can be made as long as needed.







# Sydney Ball

*Cattlecreek Farm – Max Meadows, VA*

- **The Milk Bar**
- The Milk Bar is a two by four with holes cut in it for the bottles to be stuck down into. The Milk Bar is set up to feed 18-20 lambs at a time instead of two or three. We innovated this to save time while feeding 40 lambs three times a day.
- Cost = \$22
- That the holes need to have some space between them so the lambs do not get confused and swap nipples.





# Darcie Ball

*Cattlecreek Farm – Max Meadows, VA*

- **No Splash Sheep Dipper**
- We ruined so many clothes! The Family Dollar ran out of Clorox before I could finish. Inspired by a Youtube video, rather than run the sheep through the regular shoot and using 30 gallons of Clorox, you put the sheep in the contraption, lower them in the liquid, without any splattering.
- Saves time, money, and clothes! More effective for the sheep as well. Rather than run them through buckets on the ground (as we all know sheep do not like water), they are easily lowered into the liquid then treated and moved on to greener pastures!
- Cost = \$2,000 materials and labor






# Bill Shaffner

*Stoney Brook Farms – Fries, VA*

- **Lamb Creep Feeder**
- Using one 55gal barrel and one 30gal barrel
- Cut the bottom off the 55 gal about 5” up, same with the top of the 30 gal – turn bottom barrel on top
- Will hold about 100lb of feed and feed 15-20 lambs – keeps feed clean as lambs can not get into feed
- Had the 55gal, the 30gal = \$10, 3 brackets = \$5, bolts = \$2
- Cost = \$17





# Announcing

---

## First Innovation Award Winner!



**GILES**  
FARM BUREAU COOPERATIVE






# Sydney Ball

*Cattlecreek Farm – Max Meadows, VA*

- **The Milk Bar**
- The Milk Bar is a two by four with holes cut in it for the bottles to be stuck down into. The Milk Bar is set up to feed 18-20 lambs at a time instead of two or three. We innovated this to save time while feeding 40 lambs three times a day.
- Cost = \$22
- That the holes need to have some space between them so the lambs do not get confused and swap nipples.





# First Innovation Award Winner!

---



**GILES**  
FARM BUREAU COOPERATIVE